

The Opto-Electronic Physics Which Just Broke the Efficiency Record in Solar Cells

Green Photonics Symposium at Technion
Haifa, Israel,
April 23, 2014

Eli Yablonovitch
UC Berkeley

Electrical Engineering & Computer Sciences Dept.
& Lawrence Berkeley Nat'l Lab.

Miller et al, IEEE J. Photovoltaics, vol. 2, pp. 303-311 (2012)

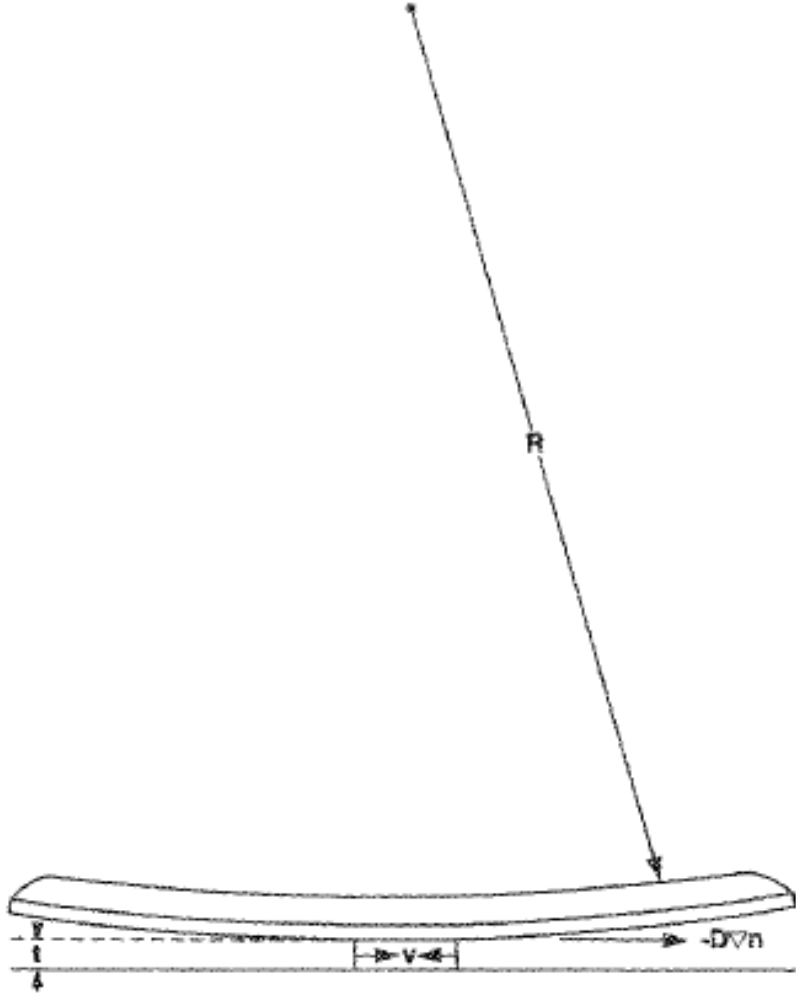
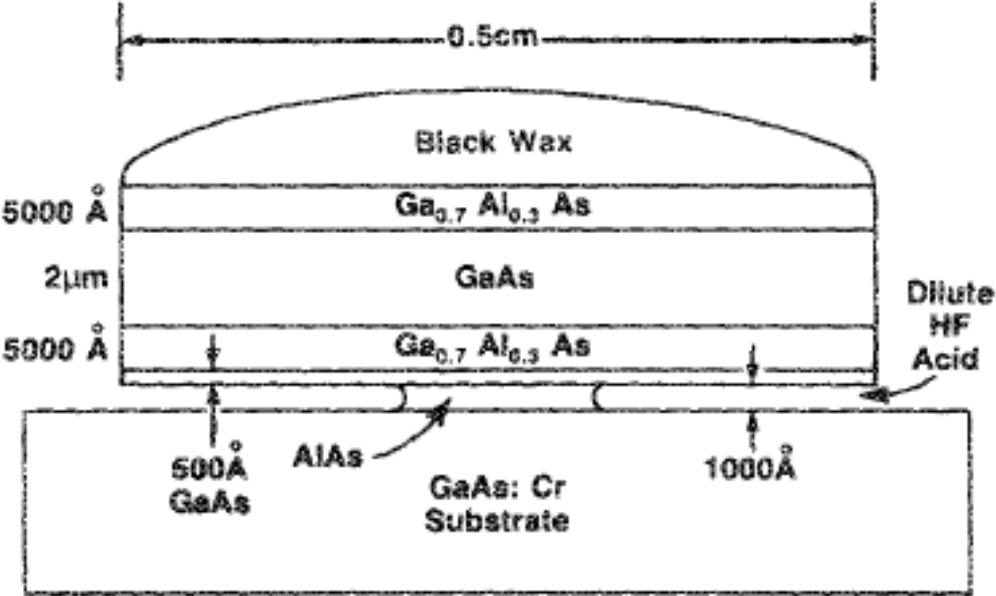


GaAs solar cells are the preferred technology, where cost is no objection: Space



Courtesy of JAXA

The Epitaxial Lift-off Process:



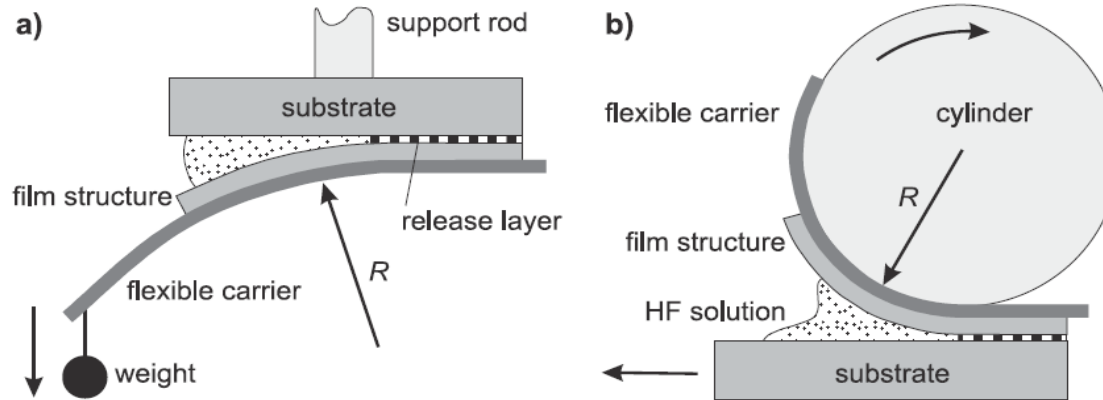


Fig. 1 Schematic representation of the ELO process. a) The weight induced ELO process, b) ELO with a stabilized radius of curvature by guiding the temporary flexible carrier over a cylinder surface.




Fig. 2 (online colour at: www.pss-a.com) 1 μm thick GaAs film of 2 inch in diameter on a flexible plastic carrier (right hand side) after epitaxial lift-off from its substrate (left hand side).



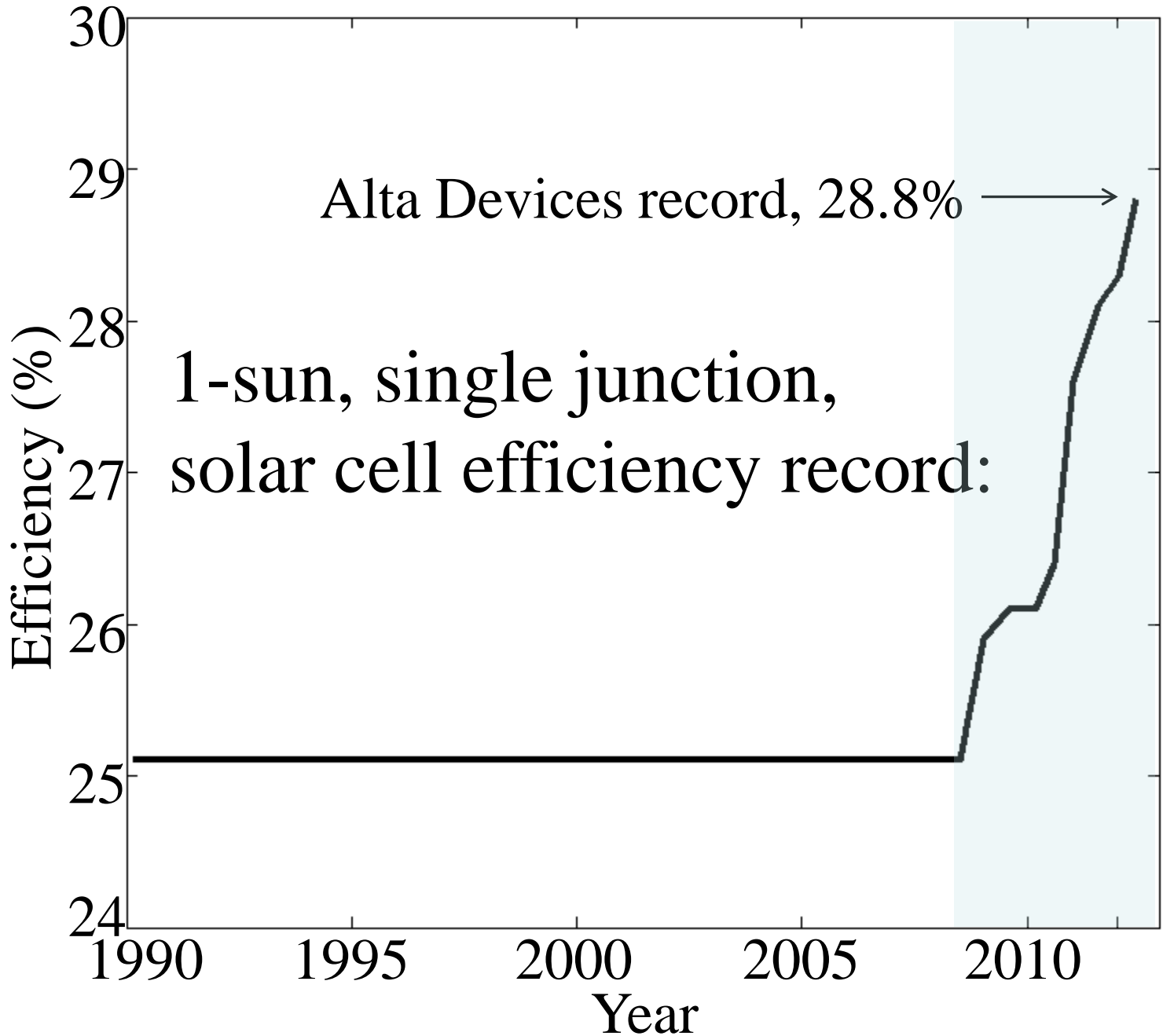
GaAs
Courtesy of
Alta Devices,
Inc.

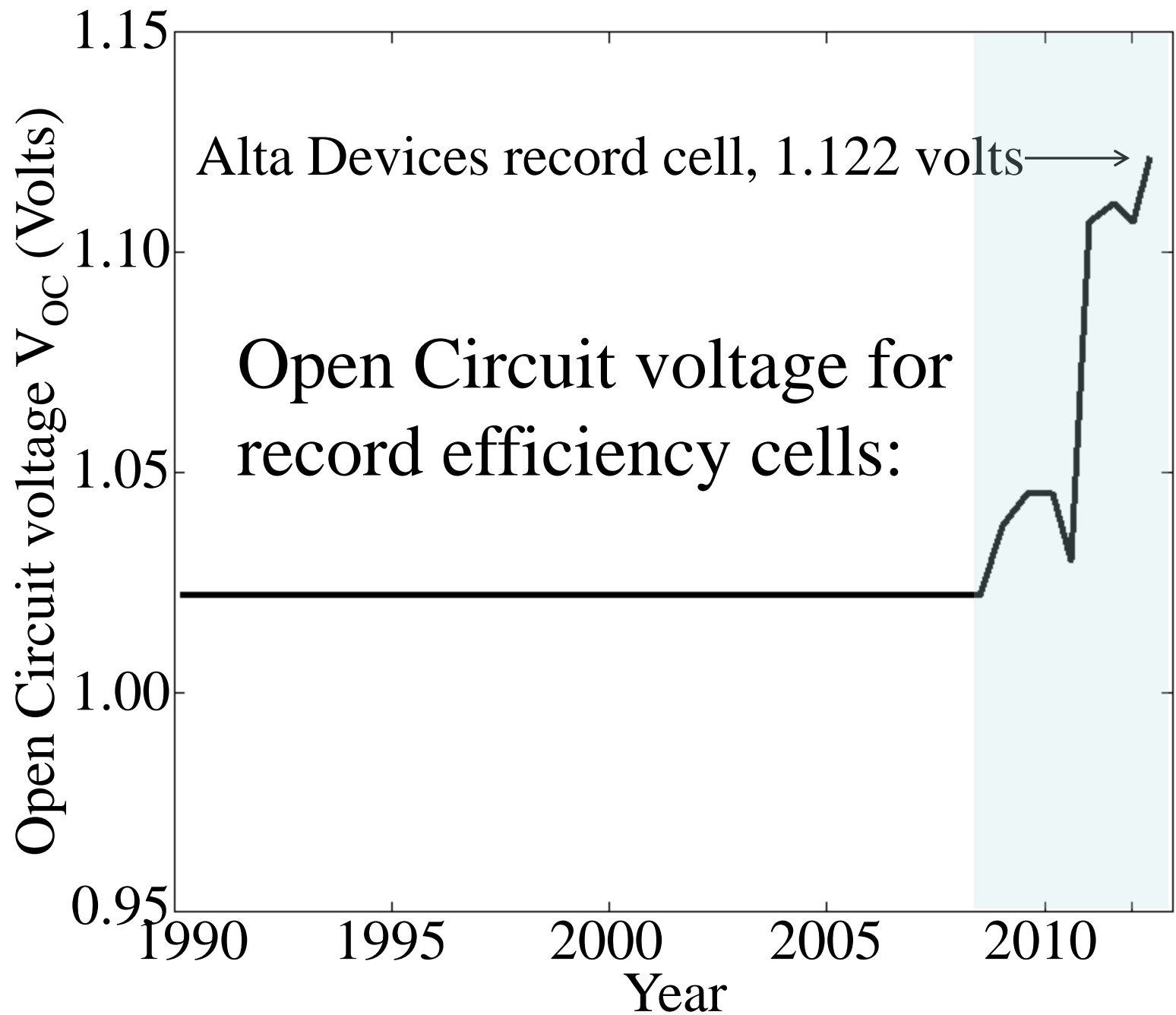


ALTA DEVICES

Alta Devices ISOD Meeting
(General & Technical)

October 15, 2013





What is the ideal voltage V_{oc} to expect, i.e. the Quasi-Fermi Level separation, chemical potential, or Free Energy?

$$\exp\left\{\frac{\text{Free Energy}}{kT}\right\} = \left\{\frac{\text{excited state population in the light}}{\text{excited state population in the dark}}\right\}$$

Boltzmann Factor

In molecules and quantum dots:

$$qV_{oc} = \text{Free energy} = kT \ln \left\{\frac{\text{excited state population in the light}}{\text{excited state population in the dark}}\right\}$$

In semiconductors with mobile electrons & holes:

$$\text{Free energy} = E_{Fc} - E_{Fv} = 2kT \ln \left\{\frac{\text{electron density in the light}}{\text{electron density in the dark}}\right\}$$


What is the voltage to expect, i.e. the Quasi-Fermi Level separation, chemical potential, or Free Energy?

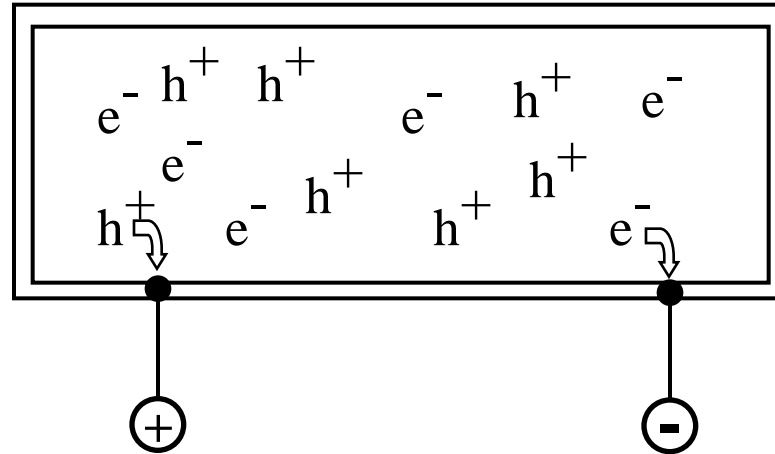
Shockley-Queisser Limit (1961):

$$qV_{oc} = kT \ln \left\{ \frac{\text{external Luminescent emission}}{\text{band - to - band emission in the dark}} \right\}$$

But in quasi-equilibrium:

$$qV_{oc} = kT \ln \left\{ \frac{\text{incoming sunlight}}{\text{band - to - band emission in the dark}} \right\}$$

What is the operating voltage?



To extract current, voltage at contacts must be slightly lower than V_{oc}

But, operating voltage linked directly to V_{oc}

$$V_{OP} \approx V_{OC} - \frac{kT}{q} \ln\left(\frac{qV_{OC}}{kT}\right)$$

We only need to understand the open-circuit voltage

Yes photons have entropy, S

Photon Free Energy = $h\nu - TS$

Photon Free Energy = $h\nu - kT \ln W$

$qV_{\text{operating point}} =$

$$E_g - \underbrace{kT \ln(\pi/\Omega_s)}_{-0.28\text{eV}} + \underbrace{\ln(4n^2)}_{-0.1\text{eV}} + \underbrace{\ln(qV_{\text{op}}/kT)}_{-0.1\text{eV}} - \underbrace{\ln(\eta)}_{0.0 \rightarrow -0.3\text{eV}} - \underbrace{\ln\left(\frac{1.4T_s}{T} e^{-\frac{E_g}{kT_s}}\right)}_{+0.02\text{eV}}$$

Entropy due to loss of directivity information

Entropy due to incomplete light trapping

Free energy loss due to power-point optimization

Free energy loss due to poor $\eta \equiv$ Quantum Efficiency

correction for Planck emission-bandwidth

where Ω_s is the solid angle subtended by the sun

nicest treatment:

R.T.Ross "Some Thermodynamics of PhotoChemical Systems", J. Chem. Phys. 46, 44590 (1967)

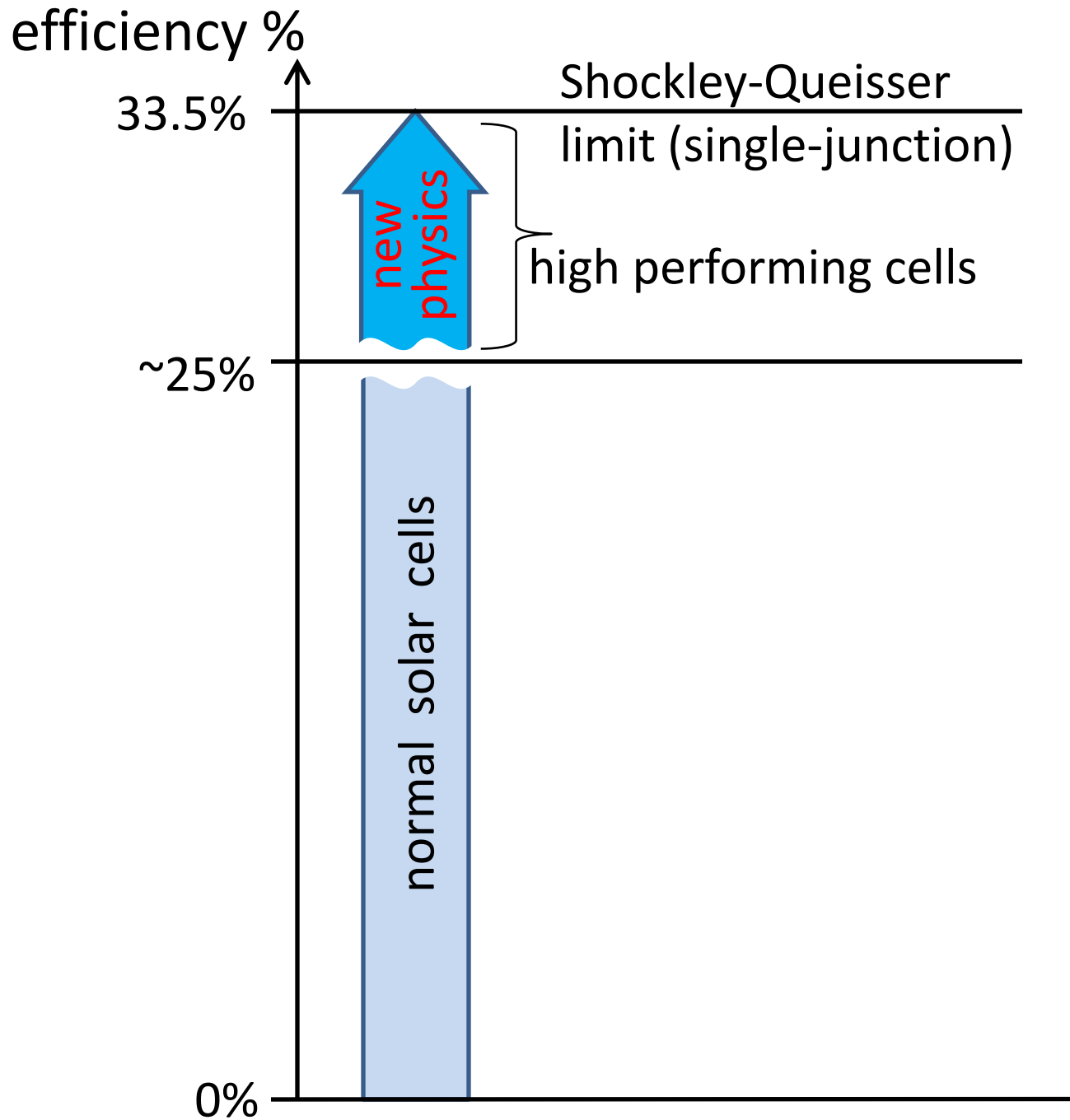
Small bandgaps are particularly vulnerable to entropy:

After you subtract off all the entropy terms, you don't have much Free Energy left.

$$qV_{\text{operating point}} = 1.1\text{eV} - 0.8\text{eV} = 0.3\text{eV}$$

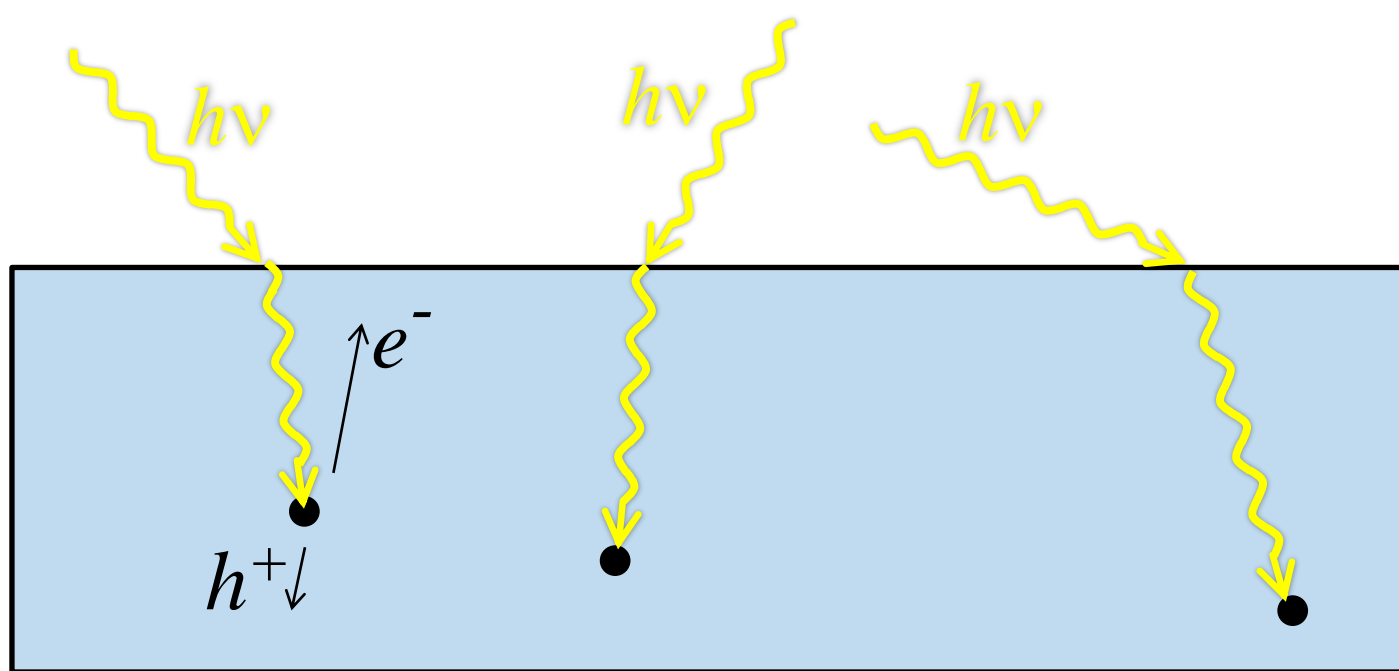
A lousy 0.3eV from all those big photons

In general we cannot afford to compromise with regard to quantum efficiency.



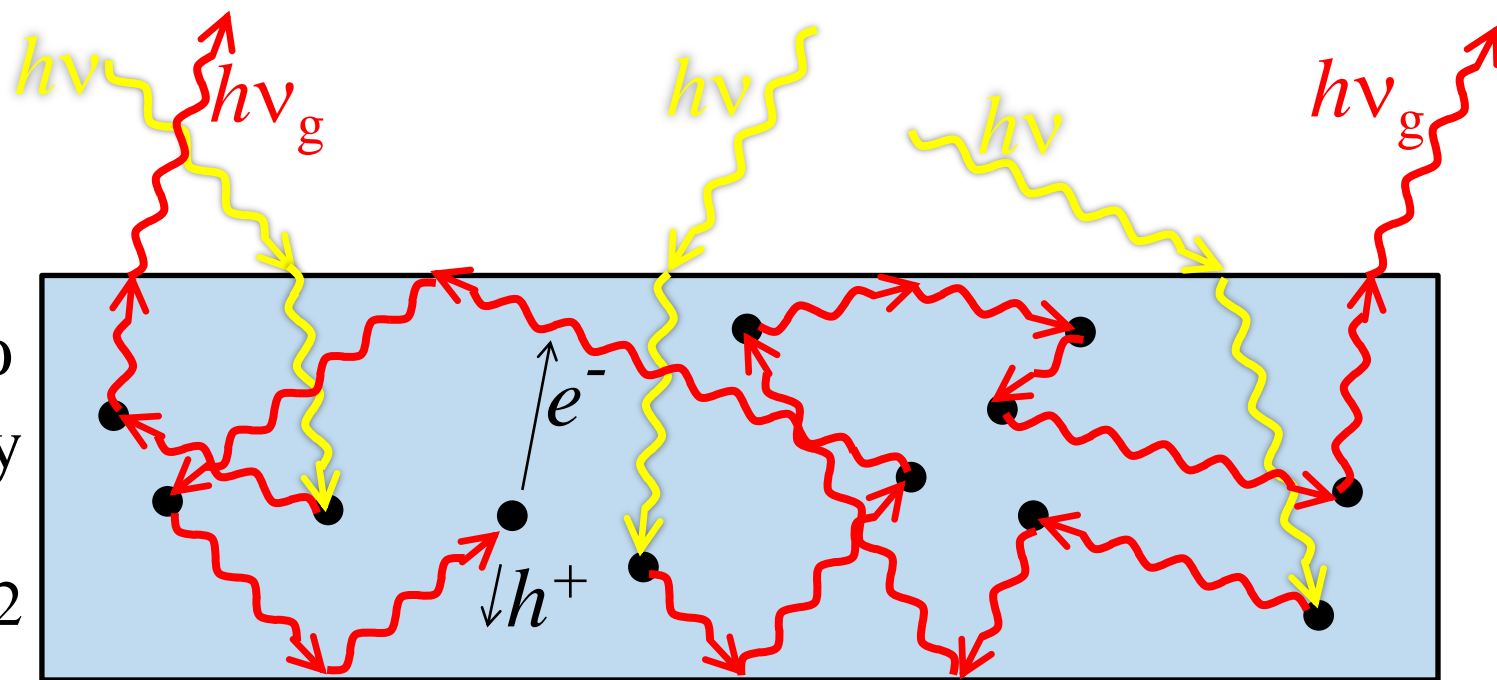
25.1%
efficiency

1990-2007



28.8%
efficiency

2011-2012



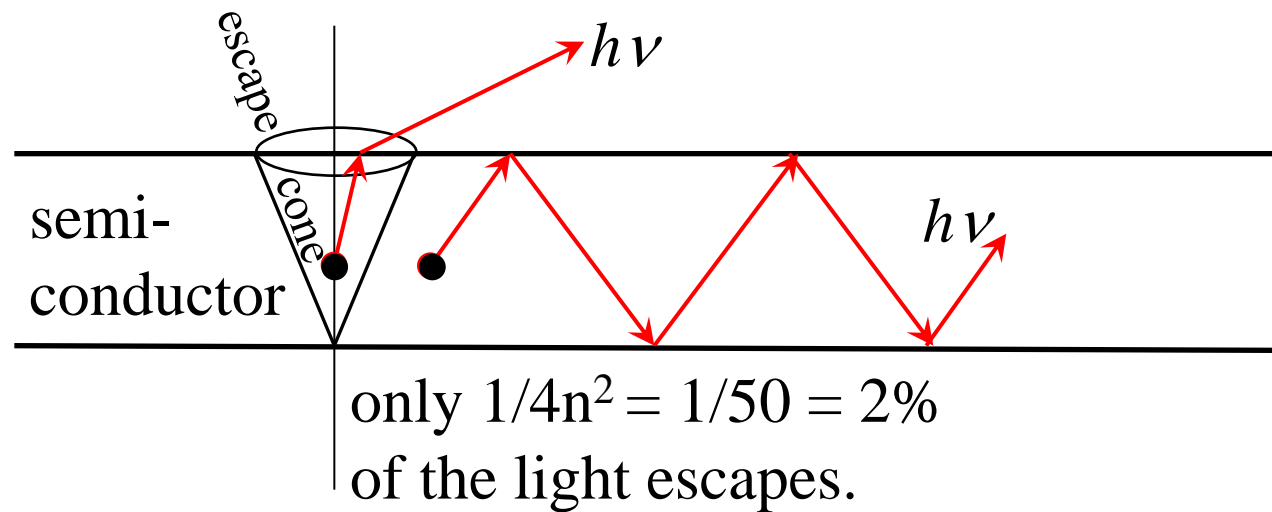
What if the material is not ideal, and the electrons and holes are lost to heat before they can luminesce?

$$qV_{oc} = qV_{oc\text{-ideal}} - kT |\ln \{ \eta_{ext} \}|$$

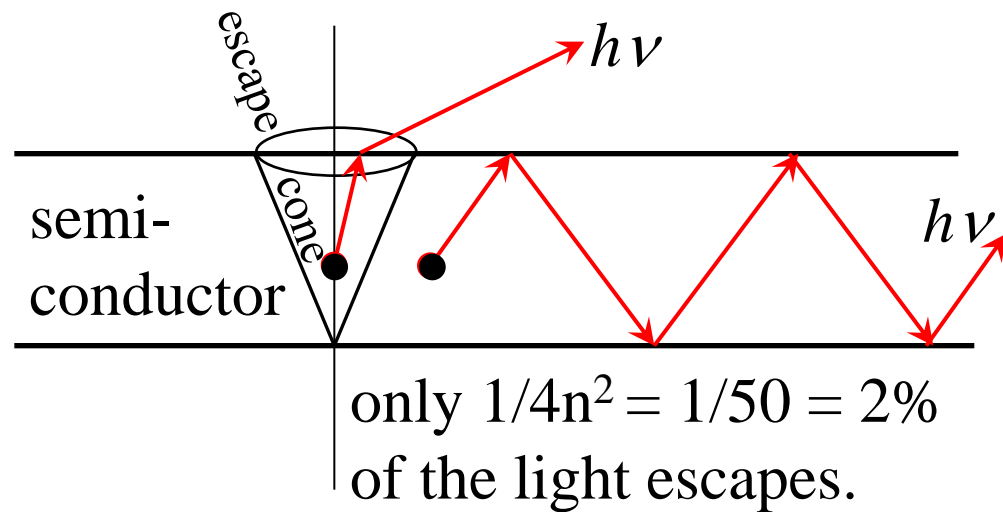


The external
fluorescence yield η_{ext}
is what matters!

Only external
Luminescence can balance
the incoming radiation.



You may need an internal efficiency of $\eta_{\text{int}}=99\%$
just to get an external efficiency of $\eta_{\text{ext}}=50\%$

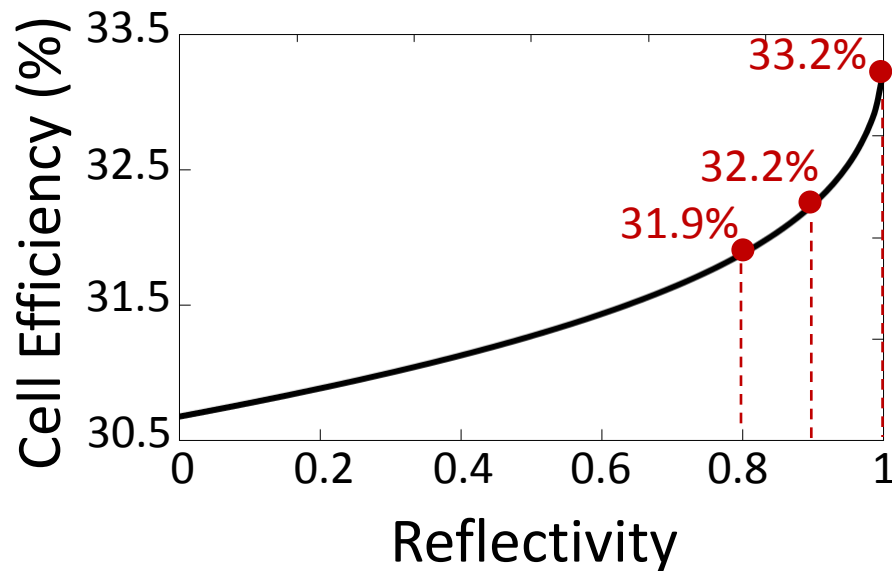


But this is really hard to do:

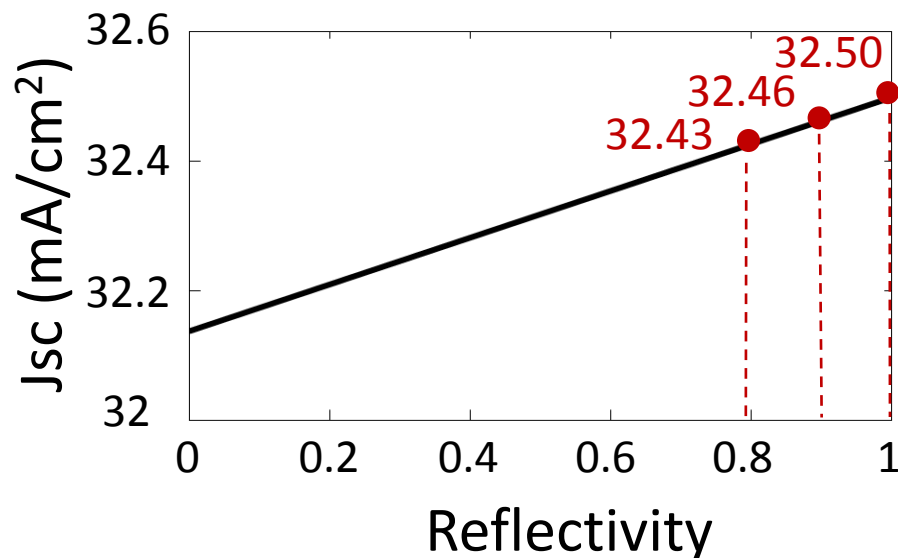
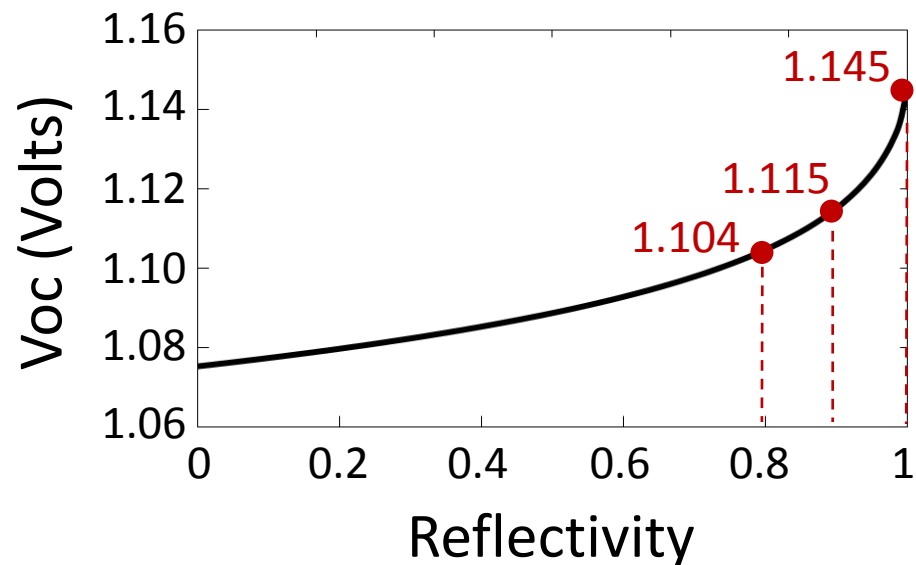
You may need an internal efficiency of $\eta_{\text{int}}=99\%$
just to get an external efficiency of $\eta_{\text{ext}}=50\%$

Efficiency vs. Rear Reflectivity,

GaAs 3 μm

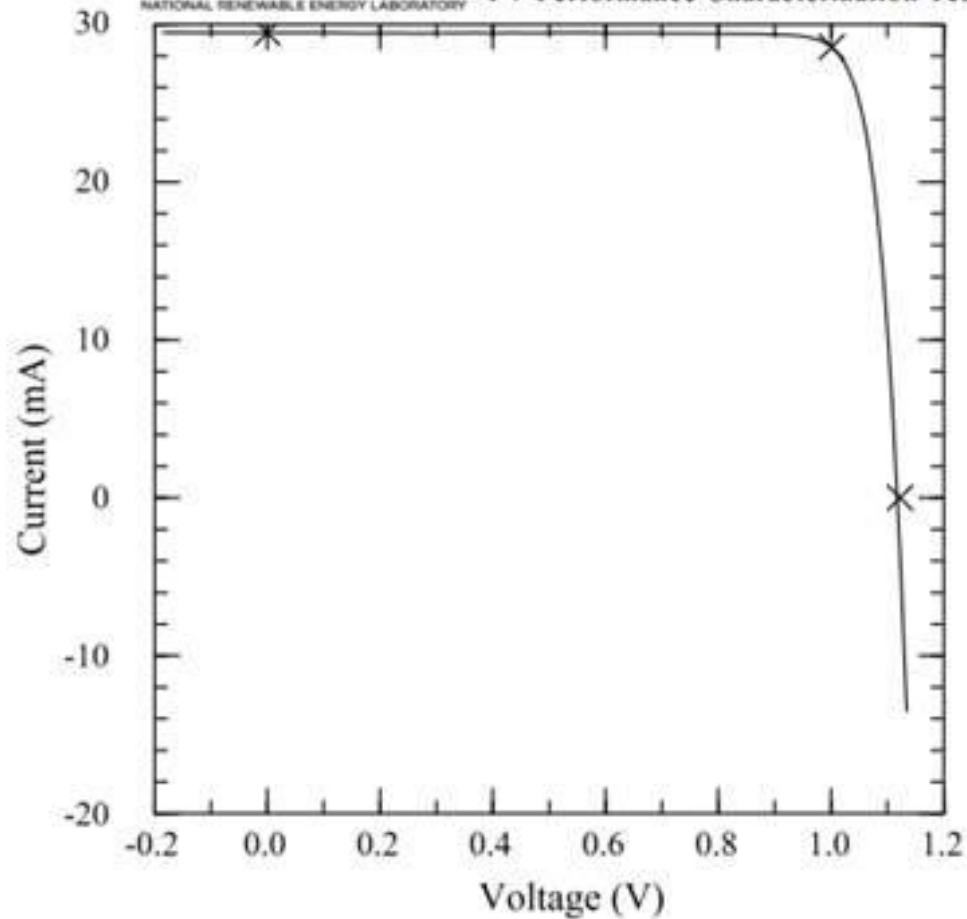


90%
Rear
Reflectivity
Is Not
Enough!



Latest 1 sun
single-junction
results from
Alta Devices, Inc.

Expected to reach
34% dual junction,
eventually.



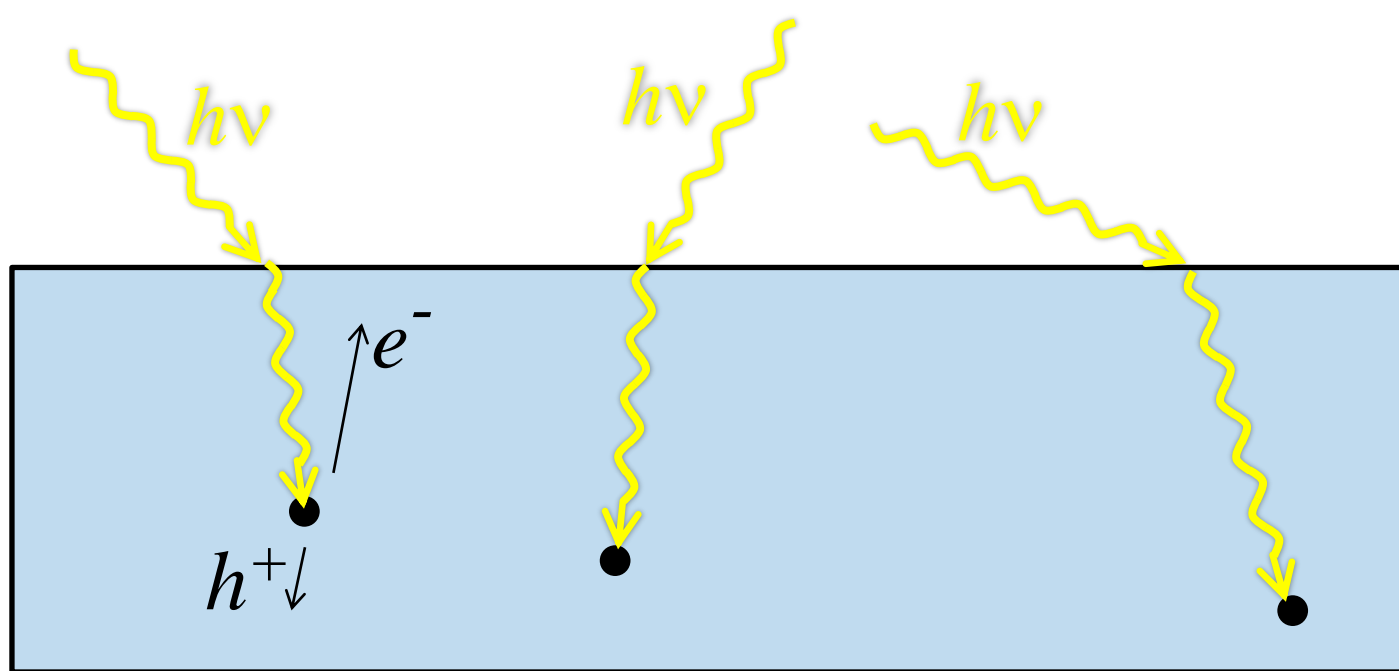
$V_{oc} = 1.1220 \text{ V}$
 $I_{sc} = 29.461 \text{ mA}$
 $J_{sc} = 29.677 \text{ mA/cm}^2$
 Fill Factor = 86.50 %

$I_{max} = 28.557 \text{ mA}$
 $V_{max} = 1.0013 \text{ V}$
 $P_{max} = 28.593 \text{ mW}$

Efficiency = 28.80 %

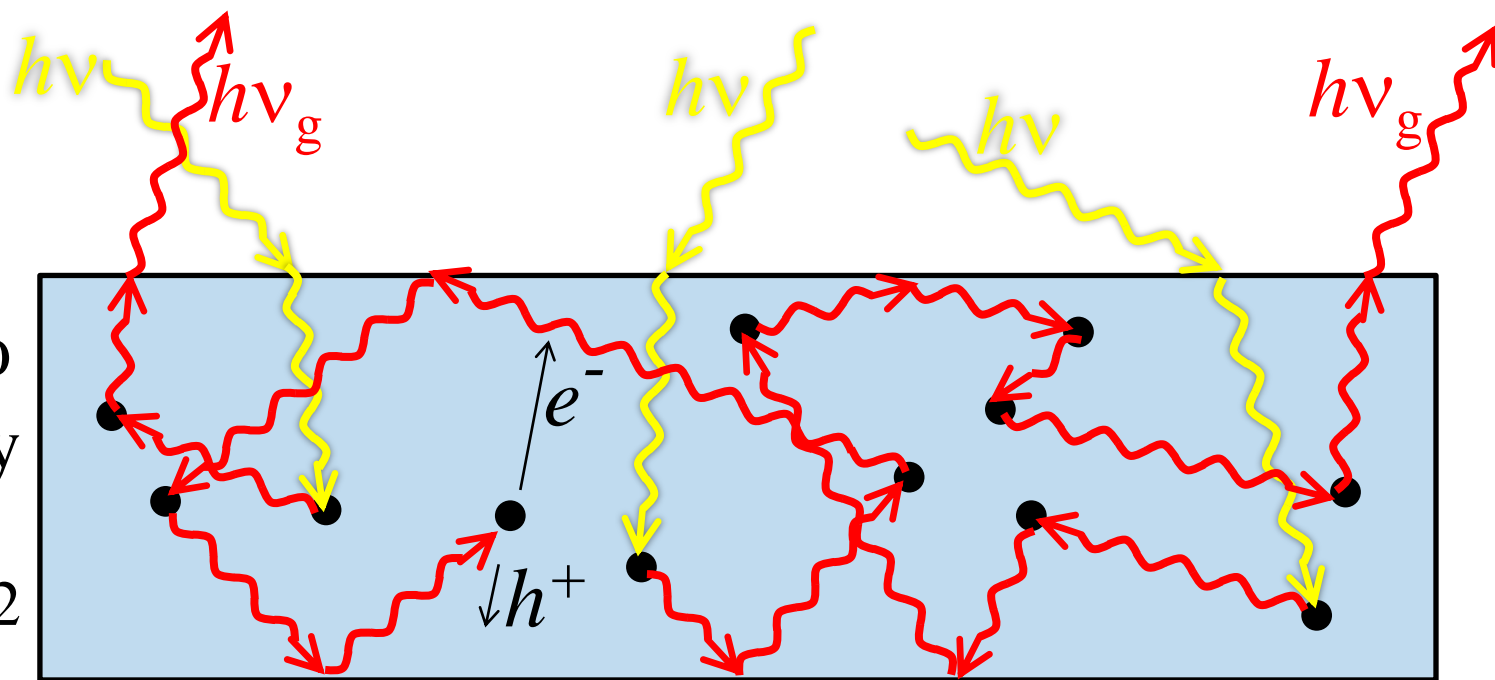
25.1%
efficiency

1990-2007



28.8%
efficiency

2011-2012



Counter-Intuitively, to approach the Shockley-Queisser Limit, you need to have good external fluorescence yield η_{ext} !!

Internal Fluorescence Yield $\eta_{\text{int}} \gg 90\%$
Rear reflectivity $\gg 90\%$ } Both needed for good η_{ext}

For solar cells at 25%,
good electron-hole transport is already a given.

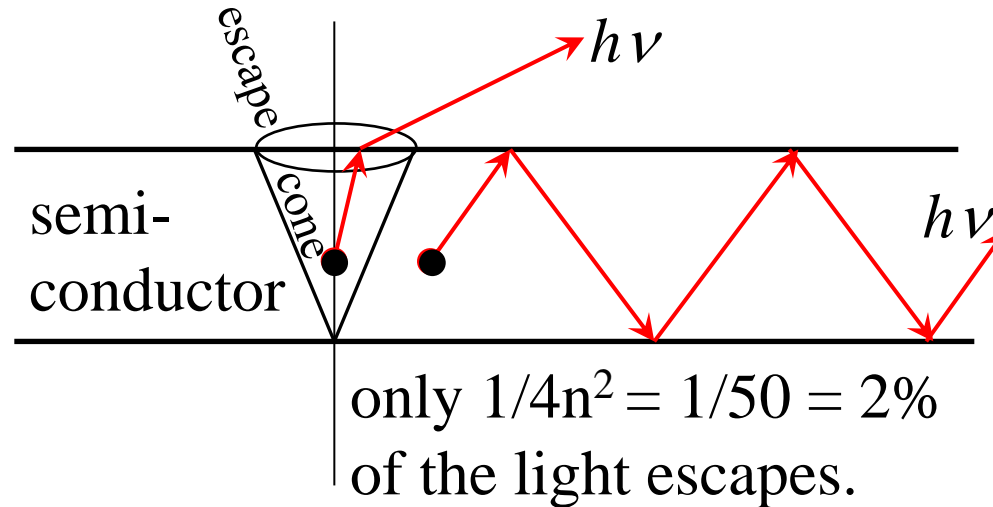
Further improvements of efficiency above 25% are all about
the photon management!

A good solar cell has to be a good LED!

Counter-intuitively:

1. Thin-film cells are more efficient than the best wafer
cells.
2. Solar cells perform best when there is maximum external
fluorescence yield η_{ext} .

Why the
record-setting
Voltage?



Another way to look at this,

1. the recycled photons are not lost,
2. the carrier lifetime increases,
3. increasing carrier density
4. Increasing V_{oc}

This Photon-Recycling explanation is incomplete!
Good external luminescence can be achieved
with texturing and no-photon-recycling.

Paradox: Why is external luminescence is good for solar cell efficiency?

Reason #4; Luminescence IS Voltage:

External luminescence is sometimes used as a type of **contactless voltmeter**, indicating the separation of quasi-Fermi levels in the solar material.

At quasi-equilibrium:

$$\text{Luminescence} = (\text{Black Body}) \times \exp\{qV/kT\}$$

(This is sometimes employed as a contactless, quality-control-metric, in solar cell manufacturing plants.)

This viewpoint is tautological:

Good external luminescence actually is good voltage, and therefore good efficiency.

What if the material is not ideal, and the electrons and holes are lost to heat before they can luminesce?

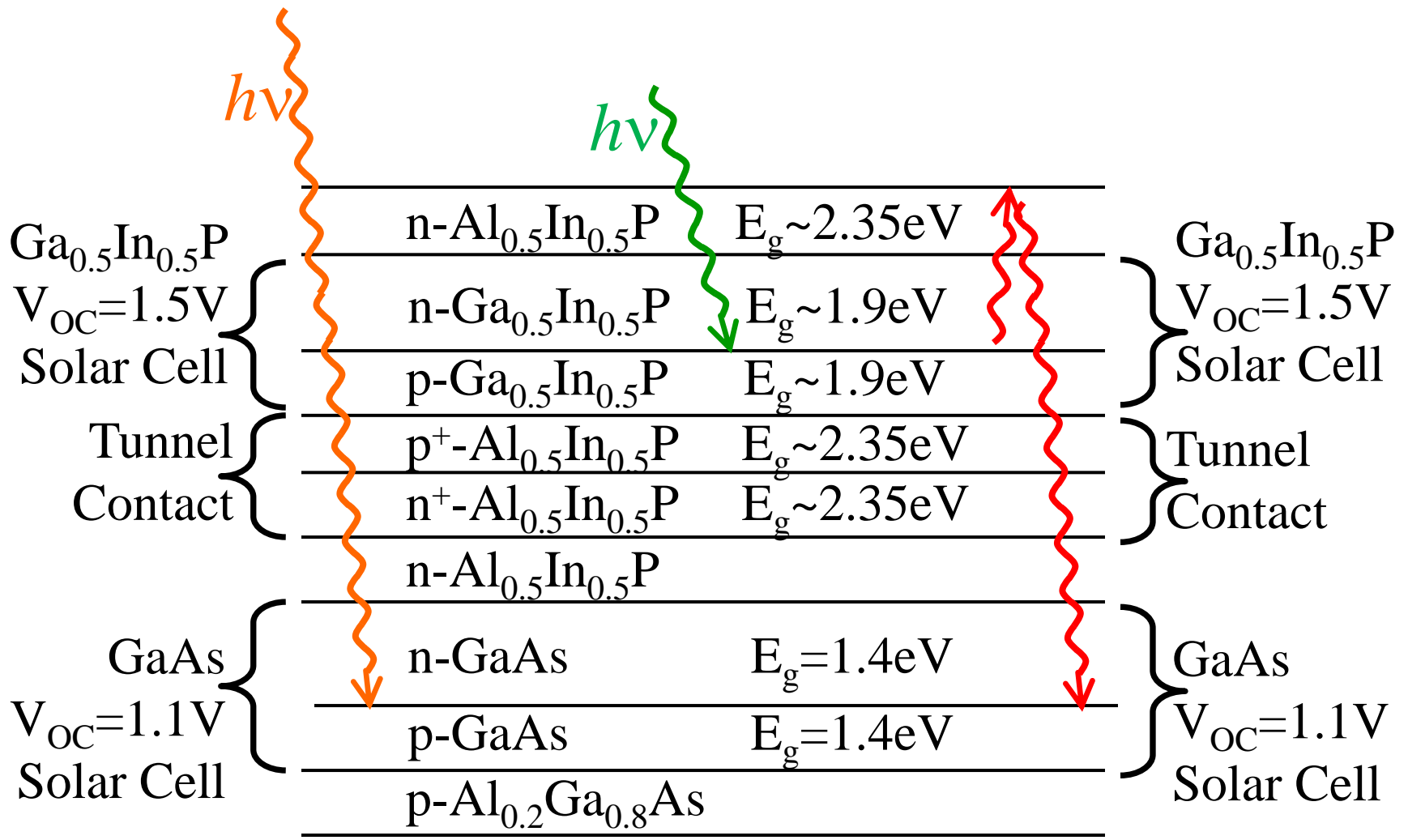
$$qV_{oc} = qV_{oc\text{-ideal}} - kT |\ln \{ \eta_{ext} \}|$$



The external
fluorescence yield η_{ext}
is what matters!

Only external
Luminescence can balance
the incoming radiation.

Dual Junction Series-Connected Tandem Solar Cell



All Lattice-Matched $\eta \sim 34\%$ efficiency should be possible.

GaInP/GaAs Tandem Cell

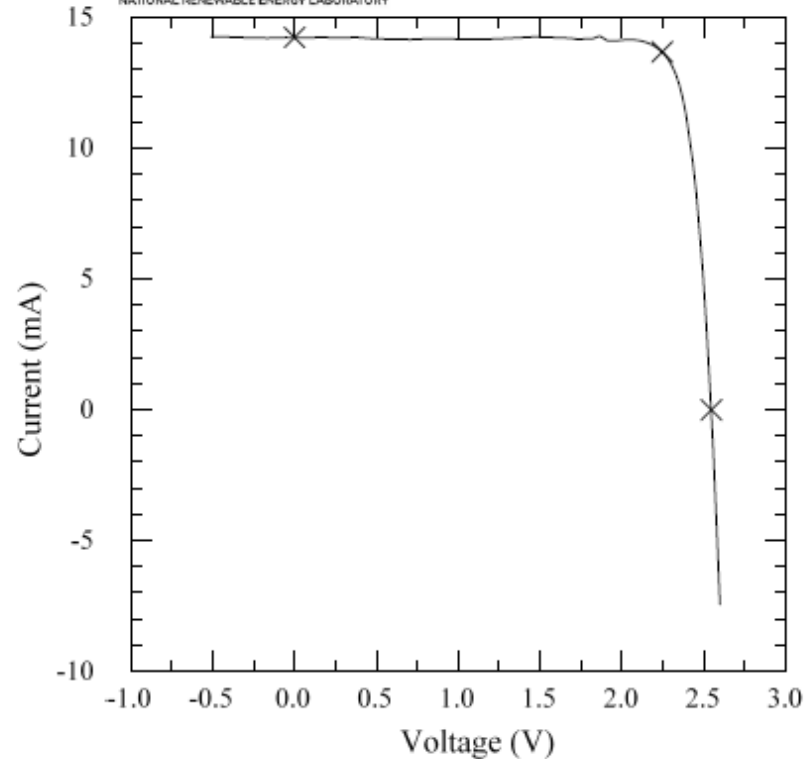
Latest 1 sun
dual-junction
results from
Alta Devices, Inc.

Expected to reach
34% dual junction,
eventually.

Device ID: AD13609-F-G2

4:41 PM 2/1/2013

Spectrum: ASTM G173 global

Device temperature: 25.0 ± 1.0 °CDevice area: 0.999 cm²Irradiance: 1000.0 W/m²OSMSS IV System CONFIDENTIAL
PV Performance Characterization Team

$$V_{oc} = 2.5468 \text{ V}$$

$$I_{sc} = 14.247 \text{ mA}$$

$$J_{sc} = 14.255 \text{ mA/cm}^2$$

$$\text{Fill Factor} = 84.7 \%$$

$$I_{max} = 13.681 \text{ mA}$$

$$V_{max} = 2.2477 \text{ V}$$

$$P_{max} = 30.752 \text{ mW}$$

$$\text{Efficiency} = 30.77 \%$$

Luminescent coupling corrected bottom QE

Conclusions:

1. Thin-Film GaAs of ~28% efficiency is in the process of scale-up for solar panels.
2. Opto-electronics can provide the motive power for automobiles.
3. The automotive power market is 10× bigger than the panel electricity market.